



UNITED STATES  
OLYMPIC & PARALYMPIC  
COMMITTEE


# 2021 Diversity Scorecards

UNITED STATES OLYMPIC  
& PARALYMPIC COMMITTEE



# 2021 Diversity Scorecards

## UNITED STATES OLYMPIC & PARALYMPIC COMMITTEE



### Diversity Scorecard Collection and Preparation

In accordance with the Ted Stevens Act, the USOPC's diversity, equity & inclusion department annually collects diversity data from the USOPC, NGBs and HPMOs. The data is based on each organization's demographic data as of December 31 from the previous year.


Once the data is collected, the USOPC works with a consultant to compile more than 4,000 data points into unique scorecards for each NGB, HPMO, and one for the USOPC.

### Significant Definitions

- 1. Board of Directors:** The Board of Directors is the governing body of a nonprofit. Individuals who sit on the board are responsible for overseeing the organization's activities.
- 2. Executive Committee:** A group of directors appointed to act on behalf of, and within the powers granted to them by, the Board of Directors. Typically, it consists of a chairperson, vice-chairperson, secretary, and treasurer.
- 3. Standing Committees:** A permanent committee of the Board that meets regularly.
- 4. Professional Staff:** Any paid full-time employee of an NGB.
- 5. NGB Membership:** All individuals who are paying members of an NGB. This includes grassroots athletes through masters, as well as National Team athletes.
- 6. National Teams (Athletes):** Athletes who are currently on a National Team as defined by the NGB. This includes the teams selected for that year's national or world championships or the Olympic/Paralympic Games.
- 7. National Teams (Coaches and Other Non-Athletes):** Staff who assist with the National Teams as defined by the NGB. This includes coaches, trainers, logistics coordinators, medical personnel, etc.
- 8. Developmental National Teams (Athletes):** Teams typically composed of younger athletes who are training to eventually compete on the National Teams. These athletes are usually highly skilled individuals who are not fully ready to compete for the National Team.
- 9. Developmental National Teams (Coaches and Other Non-Athletes):** Staff who assist with the Developmental National Teams as defined by the NGB. This includes coaches, trainers, logistics coordinators, medical personnel, etc.
- 10. Part-Time Employees/Interns:** These are employees who assist with the operations of an NGB. They differ from professional staff in that they may be temporary or part-time employees.

# 2021 Diversity Scorecards

UNITED STATES OLYMPIC & PARALYMPIC COMMITTEE




## PEOPLE OF COLOR

	# Total Employees/ Members	% People of Color
Board of Directors	18	16.66
Executive/Senior Level Officials and Managers	34	17.64
First/Mid-Level Officials and Managers	121	15.70
Professional Staff	192	11.97
Technicians	8	12.50
Administrative Support Workers*	110	23.63
Craft Workers	10	30.00
Operatives	3	0.00
Service Workers	49	20.40
Total	545	16.70
Average		16.50

*\* Intern data included under Administrative Support Workers*

# 2021 Diversity Scorecards

UNITED STATES OLYMPIC & PARALYMPIC COMMITTEE



## WOMEN

	# Total Employees/ Members	% Women
Board of Directors	18	44.44
Executive/Senior Level Officials and Managers	34	50.00
First/Mid-Level Officials and Managers	121	60.33
Professional Staff	192	56.77
Technicians	8	75.00
Administrative Support Workers*	110	72.72
Craft Workers	10	0.00
Operatives	3	0.00
Service Workers	49	40.81
Total	545	57.43
Average		44.45

*\* Intern data included under Administrative Support Workers*

# 2021 Diversity Scorecards

UNITED STATES OLYMPIC & PARALYMPIC COMMITTEE




## PERSONS WITH DISABILITIES

	# Total Employees/ Members	% Persons With Disabilities
Board of Directors	18	16.66
Executive/Senior Level Officials and Managers	34	2.94
First/Mid-Level Officials and Managers	121	3.30
Professional Staff	192	3.12
Technicians	8	0.00
Administrative Support Workers*	110	3.63
Craft Workers	10	0.00
Operatives	3	0.00
Service Workers	49	6.12
Total	545	3.85
Average		3.97

*\* Intern data included under Administrative Support Workers*

# 2021 Diversity Scorecards

UNITED STATES OLYMPIC & PARALYMPIC COMMITTEE



## MILITARY VETERANS

	# Total Employees/ Members	% Veterans
Board of Directors	18	0.00
Executive/Senior Level Officials and Managers	34	0.00
First/Mid-Level Officials and Managers	121	3.30
Professional Staff	192	2.60
Technicians	8	0.00
Administrative Support Workers*	110	0.90
Craft Workers	10	30.00
Operatives	3	0.00
Service Workers	49	2.04
Total	545	2.56
Average		4.32

*\* Intern data included under Administrative Support Workers*