

[P-2] Match result

Final 7-8 (Places 7 and 8)

Match: 13 **Date:** 10/08/2019 **Spectators:** 2,800
City: Lima
Hall: Polideportivo El Callao
Match duration: **Start:** 13:00 **End:** 14:26 **Total:** 1:26

Teams	Sets	1	2	3	4	5	Total
CAN	0	16	14	23			53
USA	3	25	25	25			75
Duration:		0:25	0:24	0:31			1:20

Referees: Misael Galindo Reytez (COL) & Yuri R. Ramirez Ortiz (DOM)

CAN - Canada													
No	Name	Pos.	Line-up					Points by set					T.
			1	2	3	4	5	1	2	3	4	5	
6	White	OP	5	4	6			1	3	2			6
7	Beamish (C)	WS	1	2	2			1	4	3			8
8	Ogoms	MB	2	3	3			2	1	4			7
9	Kovac	OP	3	5	4			4		4			8
14	Van Buskirk	MB		6									
15	Chase	WS	4	9	5			1	1	3			5
16	Howe	WS	7					1					1
17	Moncks (L)	L	L	L	L								
18	Robitaille	S	9	22	1					2			2
21	Sproule	WS	22		18								
22	Cyr	S	6	1	9								
25	Beedie	MB											

Coach: WINZER Shannon
Assistant: HOFER Ryan

USA - USA													
No	Name	Pos.	Line-up					Points by set					T.
			1	2	3	4	5	1	2	3	4	5	
2	Plummer	WS	11	11	11			1	1	6			8
3	Alhassan	MB											
9	Kingdon (C)	WS											
10	Curry (L)	L	L	L	L								
11	Lilley	S	1	1	1			2	5				7
13	Parsons	WS	5	5	5			2	2	4			8
14	Seliger-Swenson	S	16	16	16								
16	Cuttino	OP	4	4	4			4	5	2			11
19	H. Tapp	MB	6	6	6			3	3	2			8
22	Rolfzen	WS	2	2	2			3	4	2			9
23	Rivers	OP											
24	Rosenthal	MB	3	3	3			3	2	2			7

Coach: Browning Robert
Assistant: Corbelli Laurie

TEAMS AND PLAYERS PERFORMANCES

Won Points	Total Atts	No	Name
29	105	Total Team	
8	24	9	Kovac
6	22	7	Beamish
5	23	15	Chase
4	43	Total Team	
2	15	8	Ogoms
1	7	6	White
1	5	7	Beamish
4	54	Total Team	
2	9	18	Robitaille
1	2	16	Howe
1	10	7	Beamish
16		Total Team	
53	202	Total Team	

8	34	9	Kovac
8	37	7	Beamish
7	29	8	Ogoms

Scoring Skills	Won Points	Total Atts	No	Name
Spike	36	96	Total Team	
	8	22	22	Rolfzen
	7	31	13	Parsons
Block	7	12	2	Plummer
	16	45	Total Team	
	7	11	16	Cuttino
Serve	4	8	19	H. Tapp
	2	4	11	Lilley
	6	73	Total Team	
Opp. error	2	12	11	Lilley
	1	13	22	Rolfzen
	1	12	24	Rosenthal
Total	17		Total Team	
Total	75	214	Total Team	

Best scorers	11	26	16	Cuttino
	9	38	22	Rolfzen
	8	47	13	Parsons


■ Starting line-up with position Atts = Attempts (C) = Captain MB = Middle blocker S = Setter
□ Substitute with shirt number Opp. = Opponent (L) / L = Libero OP = Opposite spiker WS = Wing spiker


P-3 Match players ranking
(Places 7 and 8)


Match: 13 **Date:** 10/08/2019 **Spectators:** 2,800
City: Lima
Hall: Polideportivo El Callao
Match duration: **Start:** 13:00 **End:** 14:26 **Total:** 1:26

Teams	Sets	1	2	3	4	5	Total
CAN	0	16	14	23			53
USA	3	25	25	25			75
Duration:		0:25	0:24	0:31			1:20

 **CAN • Canada**


 Spike	Rk	No	Name	Pos.	Spikes	Faults	Shots	Total Attempts	Succ. %
	Limit: 15.00%	1	9	Kovac Sara	OP	8	5	11	24
2		6	White Jazmine Ruth	OP	5	4	8	17	29.41
3		7	Beamish Brianna	WS	6	4	12	22	27.27
4		15	Chase Sarah	WS	5	8	10	23	21.74
-		8	Ogoms Alicia	MB	5	0	3	8	
-		14	Van Buskirk Layne	MB	0	2	3	5	
-		16	Howe Hilary	WS	0	1	0	1	
-		17	Moncks Kristen	L	0	0	0	0	
-		18	Robitaille Kim	S	0	1	2	3	
-		21	Sproule Lauren	WS	0	0	0	0	
-		22	Cyr Megan	S	0	1	1	2	
-		25	Beedie Megan	MB	0	0	0	0	
Total Team					29	26	50	105	27.62


 Block	Rk	No	Name	Pos.	Kill Blocks	Faults	Rebounds	Total Attempts	Avg. by set
		1	8	Ogoms Alicia	MB	2	4	9	15
2		6	White Jazmine Ruth	OP	1	1	5	7	0.33
-		7	Beamish Brianna	WS	1	2	2	5	0.33
-		9	Kovac Sara	OP	0	1	3	4	
-		14	Van Buskirk Layne	MB	0	0	2	2	
-		15	Chase Sarah	WS	0	0	2	2	
-		16	Howe Hilary	WS	0	1	0	1	
-		17	Moncks Kristen	L	0	0	0	0	
-		18	Robitaille Kim	S	0	0	1	1	
-		21	Sproule Lauren	WS	0	0	0	0	
-		22	Cyr Megan	S	0	3	3	6	
-		25	Beedie Megan	MB	0	0	0	0	
Total Team					4	12	27	43	1.33


 Serve	Rk	No	Name	Pos.	Aces	Faults	Serve Hits	Total Attempts	Avg. by set
		1	18	Robitaille Kim	S	2	0	7	9
2		7	Beamish Brianna	WS	1	0	9	10	0.33
-		16	Howe Hilary	WS	1	0	1	2	0.33
-		6	White Jazmine Ruth	OP	0	0	6	6	
-		8	Ogoms Alicia	MB	0	0	6	6	
-		9	Kovac Sara	OP	0	1	5	6	
-		14	Van Buskirk Layne	MB	0	0	2	2	
-		15	Chase Sarah	WS	0	1	7	8	
-		17	Moncks Kristen	L	0	0	0	0	
-		21	Sproule Lauren	WS	0	0	3	3	
-		22	Cyr Megan	S	0	0	2	2	
-		25	Beedie Megan	MB	0	0	0	0	
Total Team					4	2	48	54	1.33

Team	Total Team	16	0		16	
	Total Team	16	0		16	

P-3 Match players ranking
(Places 7 and 8)

 Dig	Rk	No	Name	Pos.	Digs	Faults	Receptions	Total Attempts	Avg. by set
	1	17	Moncks Kristen	L	12	2	8	22	4.00
	2	9	Kovac Sara	OP	7	4	0	11	2.33
	3	15	Chase Sarah	WS	6	1	4	11	2.00
	4	22	Cyr Megan	S	5	1	3	9	1.67
	5	6	White Jazmine Ruth	OP	3	5	1	9	1.00
	6	7	Beamish Brianna	WS	2	7	3	12	0.67
	18		Robitaille Kim	S	2	3	3	8	0.67
	8	8	Ogoms Alicia	MB	1	1	0	2	0.33
	16		Howe Hilary	WS	1	1	0	2	0.33
-	14	Van Buskirk Layne	MB	0	0	0	0		
-	21	Sproule Lauren	WS	0	1	2	3		
-	25	Beedie Megan	MB	0	0	0	0		
Total Team					39	26	24	89	13.00

 Set	Rk	No	Name	Pos.	Running Sets	Faults	Still Sets	Total Attempts	Avg. by set
	1	18	Robitaille Kim	S	10	0	31	41	3.33
	2	22	Cyr Megan	S	8	0	26	34	2.67
	-	6	White Jazmine Ruth	OP	0	0	2	2	
	-	7	Beamish Brianna	WS	0	0	1	1	
	-	8	Ogoms Alicia	MB	0	0	2	2	
	-	9	Kovac Sara	OP	0	0	1	1	
	-	14	Van Buskirk Layne	MB	0	1	0	1	
	-	15	Chase Sarah	WS	0	1	2	3	
	-	16	Howe Hilary	WS	0	0	0	0	
-	17	Moncks Kristen	L	0	0	7	7		
-	21	Sproule Lauren	WS	0	0	1	1		
-	25	Beedie Megan	MB	0	0	0	0		
Total Team					18	2	73	93	6.00

 Reception	Rk	No	Name	Pos.	Running Sets	Faults	Still Sets	Total Attempts	Eff. %
	1	7	Beamish Brianna	WS	8	3	17	28	17.86
	2	15	Chase Sarah	WS	5	2	14	21	14.29
	-	6	White Jazmine Ruth	OP	0	0	2	2	
	-	8	Ogoms Alicia	MB	0	0	1	1	
	-	9	Kovac Sara	OP	1	0	5	6	
	-	14	Van Buskirk Layne	MB	0	0	0	0	
	-	16	Howe Hilary	WS	1	0	1	2	
	-	17	Moncks Kristen	L	0	2	5	7	
	-	18	Robitaille Kim	S	0	0	0	0	
-	21	Sproule Lauren	WS	0	0	0	0		
-	22	Cyr Megan	S	0	0	0	0		
-	25	Beedie Megan	MB	0	0	0	0		
Total Team					15	7	45	67	11.94

Limit: 20.00%



USA • USA

Rk	No	Name	Pos.	Spikes	Faults	Shots	Total Attempts	Succ. %
1	22	Rolfzen Kadie	WS	8	2	12	22	36.36
2	13	Wilhite Sarah	WS	7	3	21	31	22.58
-	2	Plummer Kathryn	WS	7	1	4	12	
-	3	Alhassan Rhamat	MB	0	0	0	0	
-	9	Rishel Madison Kingdon	WS	0	0	0	0	
-	10	Curry Gabrielle	L	0	0	0	0	
-	11	Lilley Madison	S	3	0	0	3	
-	14	Seliger-Swenson Samantha	S	0	1	1	2	
-	16	Cuttino Danielle	OP	4	1	6	11	
-	19	Tapp Hannah	MB	3	2	1	6	
-	23	Rivers Krystal	OP	0	0	0	0	
-	24	Rosenthal Jenna	MB	4	1	4	9	
Total Team				36	11	49	96	37.50


Limit: 15.00%


Rk	No	Name	Pos.	Kill Blocks	Faults	Rebounds	Total Attempts	Avg. by set
1	16	Cuttino Danielle	OP	7	2	2	11	2.33
2	19	Tapp Hannah	MB	4	1	3	8	1.33
3	11	Lilley Madison	S	2	2	0	4	0.67
	24	Rosenthal Jenna	MB	2	1	8	11	0.67
5	2	Plummer Kathryn	WS	1	1	4	6	0.33
-	3	Alhassan Rhamat	MB	0	0	0	0	
-	9	Rishel Madison Kingdon	WS	0	0	0	0	
-	10	Curry Gabrielle	L	0	0	0	0	
-	13	Wilhite Sarah	WS	0	0	1	1	
-	14	Seliger-Swenson Samantha	S	0	0	1	1	
-	22	Rolfzen Kadie	WS	0	2	1	3	
-	23	Rivers Krystal	OP	0	0	0	0	
Total Team				16	9	20	45	5.33


Rk	No	Name	Pos.	Aces	Faults	Serve Hits	Total Attempts	Avg. by set
1	11	Lilley Madison	S	2	1	9	12	0.67
2	13	Wilhite Sarah	WS	1	0	14	15	0.33
	19	Tapp Hannah	MB	1	1	7	9	0.33
	22	Rolfzen Kadie	WS	1	0	12	13	0.33
	24	Rosenthal Jenna	MB	1	2	9	12	0.33
-	2	Plummer Kathryn	WS	0	1	3	4	
-	3	Alhassan Rhamat	MB	0	0	0	0	
-	9	Rishel Madison Kingdon	WS	0	0	0	0	
-	10	Curry Gabrielle	L	0	0	0	0	
-	14	Seliger-Swenson Samantha	S	0	0	4	4	
-	16	Cuttino Danielle	OP	0	1	3	4	
-	23	Rivers Krystal	OP	0	0	0	0	
Total Team				6	6	61	73	2.00

Team	Total Team	17	1	18

P-3 Match players ranking
(Places 7 and 8)

	Rk	No	Name	Pos.	Digs	Faults	Receptions	Total Attempts	Avg. by set
	Dig	1	10	Curry Gabrielle	L	11	2	9	22
	2	13	Wilhite Sarah	WS	7	5	4	16	2.33
	3	16	Cuttino Danielle	OP	3	3	2	8	1.00
	4	2	Plummer Kathryn	WS	2	1	5	8	0.67
	19		Tapp Hannah	MB	2	1	0	3	0.67
	6	11	Lilley Madison	S	1	3	5	9	0.33
	14		Seliger-Swenson Samantha	S	1	2	5	8	0.33
	-	3	Alhassan Rhamat	MB	0	0	0	0	
	-	9	Rishel Madison Kingdon	WS	0	0	0	0	
	-	22	Rolfzen Kadie	WS	0	4	8	12	
	-	23	Rivers Krystal	OP	0	0	0	0	
	-	24	Rosenthal Jenna	MB	0	0	3	3	
Total Team					27	21	41	89	9.00

	Rk	No	Name	Pos.	Running Sets	Faults	Still Sets	Total Attempts	Avg. by set
	Set	1	11	Lilley Madison	S	9	1	32	42
	2	14	Seliger-Swenson Samantha	S	6	0	20	26	2.00
	-	2	Plummer Kathryn	WS	0	0	0	0	
	-	3	Alhassan Rhamat	MB	0	0	0	0	
	-	9	Rishel Madison Kingdon	WS	0	0	0	0	
	-	10	Curry Gabrielle	L	0	0	11	11	
	-	13	Wilhite Sarah	WS	0	0	2	2	
	-	16	Cuttino Danielle	OP	0	0	1	1	
	-	19	Tapp Hannah	MB	0	0	1	1	
	-	22	Rolfzen Kadie	WS	0	0	3	3	
	-	23	Rivers Krystal	OP	0	0	0	0	
	-	24	Rosenthal Jenna	MB	0	0	2	2	
Total Team					15	1	72	88	5.00

	Rk	No	Name	Pos.	Running Sets	Faults	Still Sets	Total Attempts	Eff. %
	Reception	1	13	Wilhite Sarah	WS	7	1	8	16
	2	22	Rolfzen Kadie	WS	5	1	17	23	17.39
	3	10	Curry Gabrielle	L	3	1	8	12	16.67
	-	2	Plummer Kathryn	WS	0	0	0	0	
	-	3	Alhassan Rhamat	MB	0	0	0	0	
	-	9	Rishel Madison Kingdon	WS	0	0	0	0	
	-	11	Lilley Madison	S	0	0	0	0	
	-	14	Seliger-Swenson Samantha	S	0	0	0	0	
	-	16	Cuttino Danielle	OP	0	0	0	0	
	-	19	Tapp Hannah	MB	0	0	0	0	
	-	23	Rivers Krystal	OP	0	0	0	0	
	-	24	Rosenthal Jenna	MB	0	1	0	1	
Total Team					15	4	33	52	21.15

Limit: 20.00%