

Match: 48 **Date:** 18.06.2017 **Spectators:** 7'800
City: Lodz
Hall: Atlas Arena
Match duration: Start: 20:25 End: 22:47 Total: 2:22

Teams	Sets	1	2	3	4	5	Total
POL	1	31	17	25	20		93
USA	3	29	25	27	25		106
Set duration		0:38	0:29	0:33	0:29		2:09

Referees: Gradinski Goran (SRB) & Pasquali Fabrizio (ITA)

POL • Poland		1	2	3	4	5	Pts
2	Muzaj Maciej	□	□	□	□		2
3	Konarski Dawid	■	■	■	■		12
6	Kurek Bartosz					■	2
7	Klos Karol						
9	Lemanski Bartłomiej	■	■	■	■		8
10 L	Wojtaszek Damian						
11	Drzyzga Fabian	■	■	■	■		2
12	Lomacz Grzegorz	□	□		□		
13	Kubiak Michal	■	■	■	■		15
14	Sliwka Aleksander			□			3
17 L	Zatorski Pawel	L	L	L	L		
21	Buszek Rafal	■				□	1
23	Bieniek Mateusz	■	■	■	■		9
25	Szalpuk Artur	□	■	■			6

Coach: DE GIORGI Ferdinando (ITA)
Assistant: GRUSZKA Piotr (POL)

USA • USA		1	2	3	4	5	Pts
3	Sander Taylor	■	■	■	■		17
4	Jendryk II Jeffrey	■	■	■	■		13
7	Shoji Kawika	□		□			1
9	Langlois Jake		□	□			1
11	Christenson Micah	■	■	■	■		2
13	Mcdonnell Daniel						
14	Patch Benjamin						
15	Clark Carson	■	■	■	■		12
17	Defalco Torey	■					2
18	Muagututia Garrett	□	■	■	■		10
19	Averill Taylor						
20	Smith David	■	■	■	■		11
21 L	Watten Dustin						
22 L	Shoji Erik	L	L	L	L		

Coach: Speraw, John (USA)
Assistant: Fuerbringer, Matthew (USA)

TEAMS AND PLAYERS PERFORMANCES

Won Pts	Total Atts	No Name	Scoring Skills	Won Pts	Total Atts	No Name
48	128	Total Team		48	119	Total Team
13	26	13 Kubiak Michal	Spike	12	26	15 Clark Carson
11	31	3 Konarski Dawid		10	30	3 Sander Taylor
6	15	23 Bieniek Mateusz		9	13	4 Jendryk II Jeffrey
5	30	Total Team	Block	13	38	Total Team
1	5	9 Lemanski Bartłomiej		4	6	3 Sander Taylor
1	9	23 Bieniek Mateusz		4	11	4 Jendryk II Jeffrey
1	2	25 Szalpuk Artur	2	7	11 Christenson Micah	
7	94	Total Team	Serve	8	105	Total Team
2	16	23 Bieniek Mateusz		3	16	3 Sander Taylor
2	12	11 Drzyzga Fabian		3	22	20 Smith David
1	14	13 Kubiak Michal	1	16	18 Muagututia Garrett	
33		Total Team	Opp. error	37		Total Team
93	252	Total Team	Total	106	262	Total Team
15	44	13 Kubiak Michal	Best Scorer	17	52	3 Sander Taylor

■ Starting line-up Pts = Points scored [nn] = Captain
□ Substitute Atts = Attempts L = Libero
Opp = Opponent

Match: 48 **Date:** 18.06.2017 **Spectators:** 7'800
City: Lodz
Hall: Atlas Arena
Match duration: Start: 20:25 End: 22:47 Total: 2:22

Teams	Sets	1	2	3	4	5	Total
POL	1	31	17	25	20		93
USA	3	29	25	27	25		106
Set duration		0:38	0:29	0:33	0:29		2:09



POL • Poland

Spike

Succ. %
Limit: 15.00%

Rk	No	Name	Spikes	Faults	Shots	Total Attempts	Note
1	13	Kubiak Michal	13	6	7	26	50.00
2	3	Konarski Dawid	11	8	12	31	35.48
-	23	Bieniek Mateusz	6	1	8	15	
-	9	Lemanski Bartlomiej	6	2	7	15	
-	25	Szalpuk Artur	4	2	7	13	
-	2	Muzaj Maciej	2	5	1	8	
-	6	Kurek Bartosz	2	2	3	7	
-	21	Buszek Rafal	1	3	3	7	
-	14	Sliwka Aleksander	3	1	2	6	
-	7	Klos Karol	-	-	-	-	
-	10	Wojtaszek Damian	-	-	-	-	
-	11	Drzyzga Fabian	-	-	-	-	
-	12	Lomacz Grzegorz	-	-	-	-	
-	17	Zatorski Pawel	-	-	-	-	
Others			-	-	-	-	
Total Team			48	30	50	128	37.50

Block

Avg. by set

Rk	No	Name	Kill Blocks	Faults	Rebounds	Total Attempts	Note
1	9	Lemanski Bartlomiej	1	-	4	5	0.25
1	23	Bieniek Mateusz	1	-	8	9	0.25
1	25	Szalpuk Artur	1	-	1	2	0.25
1	13	Kubiak Michal	1	1	2	4	0.25
1	3	Konarski Dawid	1	1	-	2	0.25
-	2	Muzaj Maciej	-	-	3	3	
-	6	Kurek Bartosz	-	-	-	-	
-	7	Klos Karol	-	-	-	-	
-	10	Wojtaszek Damian	-	-	-	-	
-	11	Drzyzga Fabian	-	-	3	3	
-	12	Lomacz Grzegorz	-	-	1	1	
-	14	Sliwka Aleksander	-	-	-	-	
-	17	Zatorski Pawel	-	-	-	-	
-	21	Buszek Rafal	-	-	1	1	
Others			-	-	-	-	
Total Team			5	2	23	30	1.25

Match: 48 **Date:** 18.06.2017 **Spectators:** 7'800
City: Lodz
Hall: Atlas Arena
Match duration: Start: 20:25 End: 22:47 Total: 2:22

Teams	Sets	1	2	3	4	5	Total
POL	1	31	17	25	20		93
USA	3	29	25	27	25		106
Set duration		0:38	0:29	0:33	0:29		2:09



POL • Poland

Rk	No	Name	Aces	Faults	Serve Hits	Total Attempts	Note
1	23	Bieniek Mateusz	2	1	13	16	0.50
1	11	Drzyzga Fabian	2	2	8	12	0.50
3	13	Kubiak Michal	1	1	12	14	0.25
3	9	Lemanski Bartlomiej	1	2	14	17	0.25
3	25	Szalpuk Artur	1	2	7	10	0.25
-	7	Klos Karol	-	-	-	-	
-	10	Wojtaszek Damian	-	-	-	-	
-	12	Lomacz Grzegorz	-	-	3	3	
-	14	Sliwka Aleksander	-	-	2	2	
-	17	Zatorski Pawel	-	-	-	-	
-	21	Buszek Rafal	-	-	5	5	
-	3	Konarski Dawid	-	6	6	12	
-	6	Kurek Bartosz	-	1	1	2	
-	2	Muzaj Maciej	-	1	-	1	
Others			-	-	-	-	
Total Team			7	16	71	94	1.75

Serve

Avg. by set

Team	Opponent errors & Team faults	Aces	Faults	Total Attempts
		33	-	33

Rk	No	Name	Digs	Faults	Receptions	Total Attempts	Note
1	17	Zatorski Pawel	16	2	1	19	4.00
2	3	Konarski Dawid	10	3	-	13	2.50
3	13	Kubiak Michal	9	5	-	14	2.25
4	23	Bieniek Mateusz	5	1	1	7	1.25
4	11	Drzyzga Fabian	5	2	-	7	1.25
6	9	Lemanski Bartlomiej	4	1	1	6	1.00
7	2	Muzaj Maciej	1	-	-	1	0.25
7	14	Sliwka Aleksander	1	-	-	1	0.25
7	12	Lomacz Grzegorz	1	2	-	3	0.25
7	25	Szalpuk Artur	1	3	-	4	0.25
-	6	Kurek Bartosz	-	-	-	-	
-	7	Klos Karol	-	-	-	-	
-	10	Wojtaszek Damian	-	-	-	-	
-	21	Buszek Rafal	-	1	-	1	
Others			-	-	-	-	
Total Team			53	20	3	76	13.25

Dig

Avg. by set



Match: 48 **Date:** 18.06.2017 **Spectators:** 7'800
City: Lodz
Hall: Atlas Arena
Match duration: Start: 20:25 End: 22:47 Total: 2:22

Teams	Sets	1	2	3	4	5	Total
POL	1	31	17	25	20		93
USA	3	29	25	27	25		106
Set duration		0:38	0:29	0:33	0:29		2:09



POL • Poland

Set

Avg. by set

Rk	No	Name	Running Sets	Faults	Still Sets	Total Attempts	Note
1	11	Drzyzga Fabian	21	-	56	77	5.25
2	12	Lomacz Grzegorz	7	-	16	23	1.75
3	13	Kubiak Michal	1	-	9	10	0.25
-	2	Muzaj Maciej	-	-	-	-	
-	3	Konarski Dawid	-	-	1	1	
-	6	Kurek Bartosz	-	-	-	-	
-	7	Klos Karol	-	-	-	-	
-	9	Lemanski Bartlomiej	-	-	1	1	
-	10	Wojtaszek Damian	-	-	-	-	
-	14	Sliwka Aleksander	-	-	4	4	
-	17	Zatorski Pawel	-	-	2	2	
-	21	Buszek Rafal	-	-	-	-	
-	23	Bieniek Mateusz	-	-	3	3	
-	25	Szalpuk Artur	-	-	2	2	
Others			-	-	-	-	
Total Team			29	-	94	123	7.25

Reception

Eff. %
Limit: 25.00%

Rk	No	Name	Excellents	Faults	Serve Receptions	Total Attempts	Note
1	17	Zatorski Pawel	11	1	8	20	50.00
-	13	Kubiak Michal	9	1	6	16	
-	25	Szalpuk Artur	11	2	2	15	
-	6	Kurek Bartosz	3	2	5	10	
-	14	Sliwka Aleksander	1	1	5	7	
-	21	Buszek Rafal	2	1	3	6	
-	23	Bieniek Mateusz	2	-	-	2	
-	12	Lomacz Grzegorz	-	-	1	1	
-	2	Muzaj Maciej	-	-	-	-	
-	3	Konarski Dawid	-	-	-	-	
-	7	Klos Karol	-	-	-	-	
-	9	Lemanski Bartlomiej	-	-	-	-	
-	10	Wojtaszek Damian	-	-	-	-	
-	11	Drzyzga Fabian	-	-	-	-	
Others			-	-	-	-	
Total Team			39	8	30	77	40.26

Match: 48 **Date:** 18.06.2017 **Spectators:** 7'800
City: Lodz
Hall: Atlas Arena
Match duration: Start: 20:25 End: 22:47 Total: 2:22

Teams	Sets	1	2	3	4	5	Total
POL	1	31	17	25	20		93
USA	3	29	25	27	25		106
Set duration		0:38	0:29	0:33	0:29		2:09



USA • USA

Spike

Succ. %
Limit: 15.00%

Rk	No	Name	Spikes	Faults	Shots	Total Attempts	Note
1	15	Clark Carson	12	4	10	26	46.15
2	18	Muagututia Garrett	8	-	13	21	38.10
3	3	Sander Taylor	10	1	19	30	33.33
3	20	Smith David	6	5	7	18	33.33
-	4	Jendryk II Jeffrey	9	-	4	13	
-	17	Defalco Torey	2	3	1	6	
-	11	Christenson Micah	-	1	3	4	
-	9	Langlois Jake	1	-	-	1	
-	7	Shoji Kawika	-	-	-	-	
-	13	Mcdonnell Daniel	-	-	-	-	
-	14	Patch Benjamin	-	-	-	-	
-	19	Averill Taylor	-	-	-	-	
-	21	Watten Dustin	-	-	-	-	
-	22	Shoji Erik	-	-	-	-	
Others			-	-	-	-	
Total Team			48	14	57	119	40.34

Block

Avg. by set

Rk	No	Name	Kill Blocks	Faults	Rebounds	Total Attempts	Note
1	3	Sander Taylor	4	-	2	6	1.00
1	4	Jendryk II Jeffrey	4	-	7	11	1.00
3	11	Christenson Micah	2	-	5	7	0.50
3	20	Smith David	2	1	7	10	0.50
5	18	Muagututia Garrett	1	1	-	2	0.25
-	7	Shoji Kawika	-	-	-	-	
-	9	Langlois Jake	-	-	-	-	
-	13	Mcdonnell Daniel	-	-	-	-	
-	14	Patch Benjamin	-	-	-	-	
-	15	Clark Carson	-	-	2	2	
-	17	Defalco Torey	-	-	-	-	
-	19	Averill Taylor	-	-	-	-	
-	21	Watten Dustin	-	-	-	-	
-	22	Shoji Erik	-	-	-	-	
Others			-	-	-	-	
Total Team			13	2	23	38	3.25





P-3 VOLLEYBALL • Match players ranking



FIVB Men's Volleyball World League 2017 - Group 1
Pool H1 - Preliminary Round


Match: 48 **Date:** 18.06.2017 **Spectators:** 7'800
City: Lodz
Hall: Atlas Arena
Match duration: **Start:** 20:25 **End:** 22:47 **Total:** 2:22

Teams	Sets	1	2	3	4	5	Total
POL	1	31	17	25	20		93
USA	3	29	25	27	25		106
Set duration		0:38	0:29	0:33	0:29		2:09



USA • USA

Rk	No	Name	Aces	Faults	Serve Hits	Total Attempts	Note
1	3	Sander Taylor	3	2	11	16	0.75
1	20	Smith David	3	4	15	22	0.75
3	18	Muagututia Garrett	1	1	14	16	0.25
3	7	Shoji Kawika	1	1	3	5	0.25
-	9	Langlois Jake	-	-	-	-	
-	13	Mcdonnell Daniel	-	-	-	-	
-	14	Patch Benjamin	-	-	-	-	
-	19	Averill Taylor	-	-	-	-	
-	21	Watten Dustin	-	-	-	-	
-	22	Shoji Erik	-	-	-	-	
-	4	Jendryk II Jeffrey	-	3	9	12	
-	15	Clark Carson	-	4	12	16	
-	11	Christenson Micah	-	5	10	15	
-	17	Defalco Torey	-	2	1	3	
Others			-	-	-	-	
Total Team			8	22	75	105	2.00




Serve

Avg. by set

Team	Opponent errors & Team faults	Aces	Faults	Total Attempts
		37	-	37

Rk	No	Name	Digs	Faults	Receptions	Total Attempts	Note
1	3	Sander Taylor	11	2	-	13	2.75
2	11	Christenson Micah	9	2	-	11	2.25
3	20	Smith David	7	1	-	8	1.75
4	18	Muagututia Garrett	6	2	1	9	1.50
5	15	Clark Carson	5	1	-	6	1.25
5	22	Shoji Erik	5	6	-	11	1.25
7	7	Shoji Kawika	1	-	-	1	0.25
7	4	Jendryk II Jeffrey	1	2	1	4	0.25
-	9	Langlois Jake	-	-	-	-	
-	13	Mcdonnell Daniel	-	-	-	-	
-	14	Patch Benjamin	-	-	-	-	
-	17	Defalco Torey	-	-	2	2	
-	19	Averill Taylor	-	-	-	-	
-	21	Watten Dustin	-	-	-	-	
Others			-	-	-	-	
Total Team			45	16	4	65	11.25




Dig

Avg. by set



Match: 48 **Date:** 18.06.2017 **Spectators:** 7'800
City: Lodz
Hall: Atlas Arena
Match duration: Start: 20:25 End: 22:47 Total: 2:22

Teams	Sets	1	2	3	4	5	Total
POL	1	31	17	25	20		93
USA	3	29	25	27	25		106
Set duration		0:38	0:29	0:33	0:29		2:09



USA • USA

Set

Avg. by set

Rk	No	Name	Running Sets	Faults	Still Sets	Total Attempts	Note
1	11	Christenson Micah	28	-	68	96	7.00
-	3	Sander Taylor	-	-	2	2	
-	4	Jendryk II Jeffrey	-	-	-	-	
-	7	Shoji Kawika	-	-	-	-	
-	9	Langlois Jake	-	-	-	-	
-	13	Mcdonnell Daniel	-	-	-	-	
-	14	Patch Benjamin	-	-	-	-	
-	15	Clark Carson	-	-	5	5	
-	17	Defalco Torey	-	-	1	1	
-	18	Muagututia Garrett	-	-	3	3	
-	19	Averill Taylor	-	-	-	-	
-	21	Watten Dustin	-	-	-	-	
-	22	Shoji Erik	-	-	3	3	
-	20	Smith David	-	1	3	4	
Others			-	-	-	-	
Total Team			28	1	85	114	7.00

Reception

Eff. %
Limit: 25.00%

Rk	No	Name	Excellents	Faults	Serve Receptions	Total Attempts	Note
1	3	Sander Taylor	20	3	11	34	50.00
-	22	Shoji Erik	11	1	5	17	
-	18	Muagututia Garrett	7	2	7	16	
-	17	Defalco Torey	4	1	2	7	
-	20	Smith David	2	-	-	2	
-	4	Jendryk II Jeffrey	-	-	1	1	
-	7	Shoji Kawika	-	-	-	-	
-	9	Langlois Jake	-	-	-	-	
-	11	Christenson Micah	-	-	-	-	
-	13	Mcdonnell Daniel	-	-	-	-	
-	14	Patch Benjamin	-	-	-	-	
-	15	Clark Carson	-	-	-	-	
-	19	Averill Taylor	-	-	-	-	
-	21	Watten Dustin	-	-	-	-	
Others			-	-	-	-	
Total Team			44	7	26	77	48.05