

Match: 22 **Date:** 6/13/2015 **Spectators:** 10,000
City: Hoffman Estates IL
Hall: Sears Center
Match duration: Start: 19:10 End: 21:23 Total: 2:13

Teams	Sets	1	2	3	4	5	Total
USA	3	23	25	25	25		98
POL	1	25	23	15	17		80
Set duration		0:30	0:39	0:27	0:28		2:04

Referees: Espicalski Rogerio (BRA) & Casamiquela Hernan (ARG)

USA • USA		1	2	3	4	5	Pts
1	Anderson Matthew	■	■	■	■		14
2	Russell Aaron	■	■	■	■		20
4	Lee David						
6	Lotman Paul						
7	Shoji Kawika						
8 L	Priddy William						
9	Troy Murphy	■	■	■	■		10
10	Jaeschke Thomas		□				1
11	Christenson Micah	■	■	■	■		7
12	Holmes Russell		□		□		
15	Clark Carson						
17	Holt Maxwell	■	■	■	■		9
20	Smith David	■	■	■	■		8
22 L	Shoji Erik	L	L	L	L		

Coach: Speraw, John (USA)
Assistant: Fuerbringer, Matthew (USA)

POL • Poland		1	2	3	4	5	Pts
1	Nowakowski Piotr	■	■	■	■		9
4	JAROSZ Jakub		□				
6	Kurek Bartosz	■	■	■	■		13
8	Wrona Andrzej			□			
11	Drzyzga Fabian	■	■	■	■		2
12	LOMACZ Grzegorz			□	□		
13	Kubiak Michal	■	■	■	■		8
15 L	GACEK Piotr						
17 L	Zatorski Pawel	L	L	L	L		
18	Mozdzonek Marcin		□				
20	Mika Mateusz	■	■	■	□		4
21	Buszek Rafal		□	□	■		4
22	Bednorz Bartosz						
23	Bieniek Mateusz	■	■	■	■		7

Coach: ANTIGA Stephane (FRA)
Assistant: BLAIN Philippe (FRA)

TEAMS AND PLAYERS PERFORMANCES

Won Pts	Total Atts	No Name	Scoring Skills	Won Pts	Total Atts	No Name
53	98	Total Team		36	90	Total Team
19	23	2 Russell Aaron	Spike	12	30	6 Kurek Bartosz
11	26	1 Anderson Matthew		7	18	13 Kubiak Michal
11	32	Total Team	Block	6	19	Total Team
5	8	11 Christenson Micah		4	8	1 Nowakowski Piotr
5	10	17 Holt Maxwell		2	4	23 Bieniek Mateusz
5	97	Total Team	Serve	5	81	Total Team
3	20	1 Anderson Matthew		1	14	13 Kubiak Michal
2	22	20 Smith David		1	16	23 Bieniek Mateusz
29		Total Team	Opp. error	33		Total Team
98	227	Total Team	Total	80	190	Total Team

20	40	2 Russell Aaron	Best Scorer	13	41	6 Kurek Bartosz
----	----	-----------------	--------------------	----	----	-----------------


Excellent	Total Atts	No Name	Non scoring Skills	Excellent	Total Atts	No Name
40	52	Total Team		34	45	Total Team
10	11	22 Shoji Erik	Dig	11	14	13 Kubiak Michal
7	10	2 Russell Aaron		10	12	11 Drzyzga Fabian
24	86	Total Team	Set	14	84	Total Team
24	76	11 Christenson Micah		14	67	11 Drzyzga Fabian
49	64	Total Team	Reception	51	70	Total Team
21	27	22 Shoji Erik	Success - Faults	18	22	17 Zatorski Pawel
13	20	1 Anderson Matthew	# Attempts	22	28	20 Mika Mateusz

■ Starting line-up Pts = Points scored [nn] = Captain
□ Substitute Atts = Attempts L = Libero
Opp = Opponent



Match: 22 **Date:** 6/13/2015 **Spectators:** 10,000
City: Hoffman Estates IL
Hall: Sears Center
Match duration: **Start:** 19:10 **End:** 21:23 **Total:** 2:13

Teams	Sets	1	2	3	4	5	Total
USA	3	23	25	25	25		98
POL	1	25	23	15	17		80
Set duration		0:30	0:39	0:27	0:28		2:04



USA • USA

Spike

Succ. %
Limit: 15.00%

Rk	No	Name	Spikes	Faults	Shots	Total Attempts	Note
1	2	Russell Aaron	19	1	3	23	82.61
2	1	Anderson Matthew	11	5	10	26	42.31
3	9	Troy Murphy	10	5	10	25	40.00
-	20	Smith David	6	-	4	10	
-	17	Holt Maxwell	4	1	4	9	
-	11	Christenson Micah	2	-	2	4	
-	10	Jaeschke Thomas	1	-	-	1	
-	4	Lee David	-	-	-	-	
-	6	Lotman Paul	-	-	-	-	
-	7	Shoji Kawika	-	-	-	-	
-	8	Priddy William	-	-	-	-	
-	12	Holmes Russell	-	-	-	-	
-	15	Clark Carson	-	-	-	-	
-	22	Shoji Erik	-	-	-	-	
Others			-	-	-	-	
Total Team			53	12	33	98	54.08

Block


Avg. by set

Rk	No	Name	Kill Blocks	Faults	Rebounds	Total Attempts	Note
1	11	Christenson Micah	5	1	2	8	1.25
1	17	Holt Maxwell	5	2	3	10	1.25
3	2	Russell Aaron	1	3	1	5	0.25
-	4	Lee David	-	-	-	-	
-	6	Lotman Paul	-	-	-	-	
-	7	Shoji Kawika	-	-	-	-	
-	8	Priddy William	-	-	-	-	
-	9	Troy Murphy	-	-	2	2	
-	10	Jaeschke Thomas	-	-	-	-	
-	12	Holmes Russell	-	-	-	-	
-	15	Clark Carson	-	-	-	-	
-	22	Shoji Erik	-	-	-	-	
-	20	Smith David	-	2	1	3	
-	1	Anderson Matthew	-	4	-	4	
Others			-	-	-	-	
Total Team			11	12	9	32	2.75



Match: 22 **Date:** 6/13/2015 **Spectators:** 10,000
City: Hoffman Estates IL
Hall: Sears Center
Match duration: Start: 19:10 End: 21:23 Total: 2:13

Teams	Sets	1	2	3	4	5	Total
USA	3	23	25	25	25		98
POL	1	25	23	15	17		80
Set duration		0:30	0:39	0:27	0:28		2:04



USA • USA

Rk	No	Name	Aces	Faults	Serve Hits	Total Attempts	Note
1	1	Anderson Matthew	3	4	13	20	0.75
2	20	Smith David	2	6	14	22	0.50
-	4	Lee David	-	-	-	-	
-	6	Lotman Paul	-	-	-	-	
-	7	Shoji Kawika	-	-	-	-	
-	8	Priddy William	-	-	-	-	
-	10	Jaeschke Thomas	-	-	-	-	
-	12	Holmes Russell	-	-	4	4	
-	15	Clark Carson	-	-	-	-	
-	22	Shoji Erik	-	-	-	-	
-	9	Troy Murphy	-	5	13	18	
-	17	Holt Maxwell	-	3	7	10	
-	2	Russell Aaron	-	4	8	12	
-	11	Christenson Micah	-	5	6	11	
Others			-	-	-	-	
Total Team			5	27	65	97	1.25

Serve

Avg. by set

Team	Opponent errors & Team faults	Aces	Faults	Total Attempts
		29	-	29

Rk	No	Name	Digs	Faults	Receptions	Total Attempts	Note
1	22	Shoji Erik	10	1	-	11	2.50
2	2	Russell Aaron	7	1	2	10	1.75
2	1	Anderson Matthew	7	1	-	8	1.75
4	11	Christenson Micah	5	2	-	7	1.25
5	20	Smith David	4	-	-	4	1.00
5	9	Troy Murphy	4	4	-	8	1.00
7	17	Holt Maxwell	3	1	-	4	0.75
-	4	Lee David	-	-	-	-	
-	6	Lotman Paul	-	-	-	-	
-	7	Shoji Kawika	-	-	-	-	
-	8	Priddy William	-	-	-	-	
-	10	Jaeschke Thomas	-	-	-	-	
-	12	Holmes Russell	-	-	-	-	
-	15	Clark Carson	-	-	-	-	
Others			-	-	-	-	
Total Team			40	10	2	52	10.00


Dig

Avg. by set



Match: 22 **Date:** 6/13/2015 **Spectators:** 10,000
City: Hoffman Estates IL
Hall: Sears Center
Match duration: **Start:** 19:10 **End:** 21:23 **Total:** 2:13

Teams	Sets	1	2	3	4	5	Total
USA	3	23	25	25	25		98
POL	1	25	23	15	17		80
Set duration		0:30	0:39	0:27	0:28		2:04



USA • USA

Set

Avg. by set

Rk	No	Name	Running Sets	Faults	Still Sets	Total Attempts	Note
1	11	Christenson Micah	24	-	52	76	6.00
-	1	Anderson Matthew	-	-	-	-	
-	2	Russell Aaron	-	-	2	2	
-	4	Lee David	-	-	-	-	
-	6	Lotman Paul	-	-	-	-	
-	7	Shoji Kawika	-	-	-	-	
-	8	Priddy William	-	-	-	-	
-	9	Troy Murphy	-	-	-	-	
-	10	Jaeschke Thomas	-	-	-	-	
-	12	Holmes Russell	-	-	-	-	
-	15	Clark Carson	-	-	-	-	
-	17	Holt Maxwell	-	-	-	-	
-	20	Smith David	-	-	3	3	
-	22	Shoji Erik	-	-	5	5	
Others			-	-	-	-	
Total Team			24	-	62	86	6.00

Reception

Eff. %
Limit: 25.00%

Rk	No	Name	Excellents	Faults	Serve Receptions	Total Attempts	Note
1	22	Shoji Erik	21	2	4	27	70.37
2	1	Anderson Matthew	13	4	3	20	45.00
-	2	Russell Aaron	13	1	1	15	
-	11	Christenson Micah	1	-	-	1	
-	20	Smith David	1	-	-	1	
-	4	Lee David	-	-	-	-	
-	6	Lotman Paul	-	-	-	-	
-	7	Shoji Kawika	-	-	-	-	
-	8	Priddy William	-	-	-	-	
-	9	Troy Murphy	-	-	-	-	
-	10	Jaeschke Thomas	-	-	-	-	
-	12	Holmes Russell	-	-	-	-	
-	15	Clark Carson	-	-	-	-	
-	17	Holt Maxwell	-	-	-	-	
Others			-	-	-	-	
Total Team			49	7	8	64	65.63



Match: 22 **Date:** 6/13/2015 **Spectators:** 10,000
City: Hoffman Estates IL
Hall: Sears Center
Match duration: **Start:** 19:10 **End:** 21:23 **Total:** 2:13

Teams	Sets	1	2	3	4	5	Total
USA	3	23	25	25	25		98
POL	1	25	23	15	17		80
Set duration		0:30	0:39	0:27	0:28		2:04



POL • Poland

Spike

Succ. %
Limit: 15.00%

Rk	No	Name	Spikes	Faults	Shots	Total Attempts	Note
1	6	Kurek Bartosz	12	7	11	30	40.00
2	13	Kubiak Michal	7	6	5	18	38.89
3	20	Mika Mateusz	3	5	8	16	18.75
-	23	Bieniek Mateusz	4	1	3	8	
-	1	Nowakowski Piotr	4	1	2	7	
-	21	Buszek Rafal	4	1	2	7	
-	11	Drzyzga Fabian	2	-	-	2	
-	4	JAROSZ Jakub	-	2	-	2	
-	8	Wrona Andrzej	-	-	-	-	
-	12	LOMACZ Grzegorz	-	-	-	-	
-	15	GACEK Piotr	-	-	-	-	
-	17	Zatorski Pawel	-	-	-	-	
-	18	Mozdzonek Marcin	-	-	-	-	
-	22	Bednorz Bartosz	-	-	-	-	
Others			-	-	-	-	
Total Team			36	23	31	90	40.00

Block

Avg. by set

Rk	No	Name	Kill Blocks	Faults	Rebounds	Total Attempts	Note
1	1	Nowakowski Piotr	4	2	2	8	1.00
2	23	Bieniek Mateusz	2	2	-	4	0.50
-	6	Kurek Bartosz	-	-	-	-	
-	8	Wrona Andrzej	-	-	-	-	
-	11	Drzyzga Fabian	-	-	1	1	
-	12	LOMACZ Grzegorz	-	-	-	-	
-	15	GACEK Piotr	-	-	-	-	
-	17	Zatorski Pawel	-	-	-	-	
-	18	Mozdzonek Marcin	-	-	-	-	
-	20	Mika Mateusz	-	-	-	-	
-	22	Bednorz Bartosz	-	-	-	-	
-	4	JAROSZ Jakub	-	1	-	1	
-	13	Kubiak Michal	-	4	-	4	
-	21	Buszek Rafal	-	1	-	1	
Others			-	-	-	-	
Total Team			6	10	3	19	1.50



Match: 22 **Date:** 6/13/2015 **Spectators:** 10,000
City: Hoffman Estates IL
Hall: Sears Center
Match duration: Start: 19:10 End: 21:23 Total: 2:13

Teams	Sets	1	2	3	4	5	Total
USA	3	23	25	25	25		98
POL	1	25	23	15	17		80
Set duration		0:30	0:39	0:27	0:28		2:04



POL • Poland

Rk	No	Name	Aces	Faults	Serve Hits	Total Attempts	Note
1	13	Kubiak Michal	1	1	12	14	0.25
1	23	Bieniek Mateusz	1	3	12	16	0.25
1	20	Mika Mateusz	1	2	7	10	0.25
1	1	Nowakowski Piotr	1	3	7	11	0.25
1	6	Kurek Bartosz	1	3	7	11	0.25
-	8	Wrona Andrzej	-	-	1	1	
-	12	LOMACZ Grzegorz	-	-	1	1	
-	15	GACEK Piotr	-	-	-	-	
-	17	Zatorski Pawel	-	-	-	-	
-	18	Mozdzonek Marcin	-	-	-	-	
-	22	Bednorz Bartosz	-	-	-	-	
-	21	Buszek Rafal	-	1	6	7	
-	11	Drzyzga Fabian	-	3	6	9	
-	4	JAROSZ Jakub	-	1	-	1	
Others			-	-	-	-	
Total Team			5	17	59	81	1.25

Serve

Avg. by set

Team	Opponent errors & Team faults	Aces	Faults	Total Attempts
		33	-	33

Rk	No	Name	Digs	Faults	Receptions	Total Attempts	Note
1	13	Kubiak Michal	11	2	1	14	2.75
2	11	Drzyzga Fabian	10	2	-	12	2.50
3	6	Kurek Bartosz	7	-	-	7	1.75
4	17	Zatorski Pawel	5	3	1	9	1.25
5	8	Wrona Andrzej	1	-	-	1	0.25
-	4	JAROSZ Jakub	-	-	-	-	
-	12	LOMACZ Grzegorz	-	-	-	-	
-	15	GACEK Piotr	-	-	-	-	
-	18	Mozdzonek Marcin	-	-	-	-	
-	20	Mika Mateusz	-	-	-	-	
-	21	Buszek Rafal	-	-	-	-	
-	22	Bednorz Bartosz	-	-	-	-	
-	1	Nowakowski Piotr	-	1	-	1	
-	23	Bieniek Mateusz	-	1	-	1	
Others			-	-	-	-	
Total Team			34	9	2	45	8.50

Dig

Avg. by set



Match: 22 **Date:** 6/13/2015 **Spectators:** 10,000
City: Hoffman Estates IL
Hall: Sears Center
Match duration: **Start:** 19:10 **End:** 21:23 **Total:** 2:13

Teams	Sets	1	2	3	4	5	Total
USA	3	23	25	25	25		98
POL	1	25	23	15	17		80
Set duration		0:30	0:39	0:27	0:28		2:04



POL • Poland

Set

Avg. by set

Rk	No	Name	Running Sets	Faults	Still Sets	Total Attempts	Note
1	11	Drzyzga Fabian	14	-	53	67	3.50
-	1	Nowakowski Piotr	-	-	-	-	
-	4	JAROSZ Jakub	-	-	-	-	
-	6	Kurek Bartosz	-	-	1	1	
-	8	Wrona Andrzej	-	-	-	-	
-	12	LOMACZ Grzegorz	-	-	6	6	
-	13	Kubiak Michal	-	-	2	2	
-	15	GACEK Piotr	-	-	-	-	
-	17	Zatorski Pawel	-	-	5	5	
-	18	Mozdzonek Marcin	-	-	-	-	
-	20	Mika Mateusz	-	-	2	2	
-	21	Buszek Rafal	-	-	1	1	
-	22	Bednorz Bartosz	-	-	-	-	
-	23	Bieniek Mateusz	-	-	-	-	
Others			-	-	-	-	
Total Team			14	-	70	84	3.50

Reception

Eff. %
Limit: 25.00%

Rk	No	Name	Excellents	Faults	Serve Receptions	Total Attempts	Note
1	17	Zatorski Pawel	18	1	3	22	77.27
2	20	Mika Mateusz	22	4	2	28	64.29
-	13	Kubiak Michal	8	3	4	15	
-	21	Buszek Rafal	3	-	2	5	
-	1	Nowakowski Piotr	-	-	-	-	
-	4	JAROSZ Jakub	-	-	-	-	
-	6	Kurek Bartosz	-	-	-	-	
-	8	Wrona Andrzej	-	-	-	-	
-	11	Drzyzga Fabian	-	-	-	-	
-	12	LOMACZ Grzegorz	-	-	-	-	
-	15	GACEK Piotr	-	-	-	-	
-	18	Mozdzonek Marcin	-	-	-	-	
-	22	Bednorz Bartosz	-	-	-	-	
-	23	Bieniek Mateusz	-	-	-	-	
Others			-	-	-	-	
Total Team			51	8	11	70	61.43

