



[homepage](#) [Back News](#)

Previous Calendar

- 2015
- 2014
- 2013
- 2012
- 2011
- 2010
- 2009
- 2008
- 2007
- 2006

Regulations

[Beach Competitions Regulations](#)

Forms

- [BV-02](#) Registration
- [BV-04](#) Health Certificate
- [BV-08](#) Players & Officials Agreement

Appendix

- [Competition Court Layout](#)
- [Net, Upright Antenna Layout](#)
- [BV Uniforms](#)
- [Court Support Personal and Position Layout](#)
- [Newsletters](#)
- Ranking**
- [Continental Tour Ranking](#)
- [Ranking 2015](#) NEW
- [Ranking 2014](#)
- [Ranking 2013](#)

Bulletins

- Bulletin # 1-W
- Bulletin # 2-W
- Bulletin # 3-W
- Bulletin # 4-W
- Bulletin # 1-M
- Bulletin # 2-M
- Bulletin # 3-M
- Bulletin # 4-M

Results:

[Men](#)
[Women](#)

Photos Gallery

[Men](#)
[Women](#)

2016 NORCECA BEACH VOLLEYBALL CONTINENTAL TOUR (CANADA) - Women

NORTH BAY, JUNE 30/JULY 4

Standings

Rk.	Team	Country	Points	Earnings (US\$)
1	Claes/Hughes	USA	280	
2	Wilkerson/Gordon	CAN	252	
3	McColloch/Reeves	USA	224	
4	Nagy/Lapointe	CAN	196	
5	Saxton/Cockrell	CAN	168	
6	Harnett/Veltman	CAN	168	
7	Bennett/Valenciana	ISV	154	
8	Caro/Fanny	GDP	154	
9	Dyette/Thomas	TRI	140	
11	Winner of match #33		140	

Ranking 2012	12 Loser of match #33	140
Ranking 2011	13 Loser of match #24	126
Ranking 2010	Loser of match #25	126
General Ranking 2008-2010	Loser of match #26	126
MAYAGÜEZ Ranking		

Results

No.	Local Date Time	Court	Team A	Team B	Result	Dur.
Final 1st Place						
38	03-Jul 15:00	1	Wilkerson/Gordon CAN [1]	Claes/Hughes USA [7]	0-2 (16-21, 13-21)	0:29
Final 3rd Place						
37	03-Jul 14:00	1	Nagy/Lapointe CAN [5]	McColloch/Reeves USA [2]	0-2 (10-21, 12-21)	0:31
Final 5th Place						
36	03-Jul 14:00	2	Harnett/Veltman CAN [8]	Saxton/Cockrell CAN [3]	0-2 (17-21, 6-21)	0:26
Final 7th Place						
35	03-Jul 13:00	2	Bennett/Valenciana ISV [4]	Caro/Fanny GDP [9]	2-0 (21-16, 21-16)	0:35
Final 9th Place						
34			Dyette/Thomas TRI [6]	Bye		
Final 11th Place						
33			Bye	Bye		
Loser Semifinals						
32	03-Jul 10:00	3	Saxton/Cockrell CAN [3]	Caro/Fanny GDP [9]	2-0 (21-12, 21-5)	0:23
31	03-Jul 10:00	2	Harnett/Veltman CAN [8]	Bennett/Valenciana ISV [4]	2-0 (21-13, 21-11)	0:29
Semifinals						
30	03-Jul 11:00	1	Claes/Hughes USA [7]	McColloch/Reeves USA [2]	2-1 (19-21, 21-14, 20-18)	0:52
29	03-Jul 10:00	1	Wilkerson/Gordon CAN [1]	Nagy/Lapointe CAN [5]	2-0 (21-12, 21-19)	0:31
Loser Quarterfinals						
28			Bye	Bye		
27			Dyette/Thomas TRI [6]	Bye		
Quarterfinals Loser						
26			Bye	Bye		
25			Bye	Bye		
24			Bye	Bye		
23			Dyette/Thomas TRI [6]	Bye		
Quarterfinals						
22	02-Jul 16:00	1	McColloch/Reeves USA [2]	Caro/Fanny GDP [9]	2-0 (21-10, 21-10)	0:24
21	02-Jul 15:00	1	Saxton/Cockrell CAN [3]	Claes/Hughes USA [7]	0-2 (14-21, 10-21)	0:29

20	02-Jul 14:00	2	Nagy/Lapointe CAN [5]	Bennett/Valenciana ISV [4]	2-0 (21-11, 21-7)	0:27
19	02-Jul 14:00	1	Wilkerson/Gordon CAN [1]	Harnett/Veltman CAN [8]	2-0 (21-11, 21-15)	0:29

Pool C

18			Caro/Fanny GDP [9]	Bye		
17	02-Jul 10:00	3	Saxton/Cockrell CAN [3]	Bennett/Valenciana ISV [4]	2-0 (21-9, 21-15)	0:29
12			Bennett/Valenciana ISV [4]	Bye		
11	01-Jul 10:00	1	Saxton/Cockrell CAN [3]	Caro/Fanny GDP [9]	2-0 (21-16, 21-8)	0:28
6			Saxton/Cockrell CAN [3]	Bye		
5	01-Jul 15:00	2	Bennett/Valenciana ISV [4]	Caro/Fanny GDP [9]	2-1 (14-21, 21-19, 15-11)	0:43

Pool B




16			Harnett/Veltman CAN [8]	Bye		
15	02-Jul 10:00	1	McColloch/Reeves USA [2]	Nagy/Lapointe CAN [5]	2-1 (21-16, 22-24, 15-8)	0:45
10			Nagy/Lapointe CAN [5]	Bye		
9	01-Jul 15:00	1	McColloch/Reeves USA [2]	Harnett/Veltman CAN [8]	2-0 (21-8, 21-16)	0:31
4			McColloch/Reeves USA [2]	Bye		
3	01-Jul 11:00	1	Nagy/Lapointe CAN [5]	Harnett/Veltman CAN [8]	2-0 (21-10, 21-14)	0:30

Pool A




14			Claes/Hughes USA [7]	Bye		
13	02-Jul 11:00	1	Wilkerson/Gordon CAN [1]	Dyette/Thomas TRI [6]	2-0 (21-13, 21-13)	0:34
8			Dyette/Thomas TRI [6]	Bye		
7	01-Jul 13:00	1	Wilkerson/Gordon CAN [1]	Claes/Hughes USA [7]	2-0 (22-20, 21-12)	0:30
2			Wilkerson/Gordon CAN [1]	Bye		
1	01-Jul 17:00	1	Dyette/Thomas TRI [6]	Claes/Hughes USA [7]	0-2 (8-21, 9-21)	0:23

Pool standings




Pool A

Rk	Team name	Country	Pts	Matches		Sets			Points		
				Won	Lost	Won	Lost	Ratio	Won	Lost	Ratio
1	Wilkerson/Gordon [1]	CAN 	6	3	0	6	0	MAX	85	58	1,466
2	Claes/Hughes [7]	USA 	5	2	1	4	2	2,000	74	60	1,233
3	Dyette/Thomas [6]	TRI 	4	1	2	2	4	0,500	43	84	0,512

Pool B

Rk	Team name	Country	Pts	Matches		Sets			Points		
				Won	Lost	Won	Lost	Ratio	Won	Lost	Ratio
1	McColloch/Reeves [2]	USA 	6	3	0	6	1	6,000	100	72	1,389
2	Nagy/Lapointe [5]	CAN 	5	2	1	5	2	2,500	90	82	1,098
3	Harnett/Veltman [8]	CAN 	4	1	2	2	4	0,500	48	84	0,571

Pool C

Rk	Team name	Country	Pts	Matches			Sets			Points		
				Won	Lost	Won	Lost	Ratio	Won	Lost	Ratio	
1	Saxton/Cockrell [3]	CAN 	6	3	0	6	0	MAX	84	48	1,750	
2	Bennett/Valenciana [4]	ISV 	5	2	1	4	3	1,333	74	93	0,796	
3	Caro/Fanny [9]	GDP 	4	1	2	3	4	0,750	75	92	0,815	