



Summary of Final Results

Noram Cup # 4 / Quebec Cup Apogee # 1

5 January 2019

Centre Biathlon Myriam Bédard

Time of Last Finish: 11:24 hrs

Men - 10 km Sprint

Rank	Bib	Name	Team	Shooting			Final Time	Behind	%	Pts	Notes
				P	S	I					
1	2	DUPUIS, Alexandre	Can No	1	0	1	31:33.3	0.0		60	
2	3	BLAIS, Vincent	ES	3	2	5	32:44.5	+1:11.2		54	
3	1	THIVIERGE, François	CR	1	2	3	42:33.6	+11:00.3		48	

Jr Men - 10 km Sprint

Rank	Bib	Name	Team	Shooting			Final Time	Behind	%	Pts	Notes
				P	S	I					
1	8	GRANDBOIS, Leo	FQB	0	1	1	30:54.7	0.0	101.5%	60	
2	19	HULSMAN, Thomas	BATC	0	0	0	31:00.6	+5.9	101.2%	54	
3	18	BOCHKARNIKOV, Sergey	WNDC	0	0	0	32:11.8	+1:17.1	97.4%	48	
4	11	ELDEN, Ryan	WNDC	0	2	2	32:28.9	+1:34.2	96.6%	43	
5	16	BOUDREAU, Lucas	BATC	0	1	1	33:48.5	+2:53.8	92.8%	40	
6	17	PULLISHY, Michael	BATC	3	1	4	33:53.8	+2:59.1	92.6%	38	
7	15	MARCHAND, Keiran	WNDC	1	3	4	34:52.7	+3:58.0	89.9%	36	
8	14	QUINN, Tobias	LSB	0	0	0	34:53.3	+3:58.6	89.9%	34	
9	5	TWEEDIE, Angus	WNDC	2	3	5	36:06.4	+5:11.7	86.9%	32	
10	7	TREMBLAY, Keegan	LSB	0	3	3	37:01.6	+6:06.9	84.7%	31	
11	13	BERLING, Chad	CBR	1	3	4	37:04.7	+6:10.0	84.6%	30	
12	10	RIVARD, Alexandre	CR	1	1	2	40:26.1	+9:31.4	77.6%	29	
13	6	BYRNE, Jesse	NLB	3	1	4	41:36.1	+10:41.4	75.4%	28	
14	4	KELLY, Matt	FK	2	3	5	45:50.3	+14:55.6	68.4%	27	
DSQ	12	BORGLUM, Haldan	BATC	2	2	4	30:33.0		102.7%		Penalties: 5.6h - Deviating from mark course - DSQ
DSQ	9	SECU, Andrei	WNDC	2	2	4	32:12.5		97.4%		Penalties: 5.6h -

www.fqb.ca





Summary of Final Results

Noram Cup # 4 / Quebec Cup Apogee # 1


















5 January 2019

Centre Biathlon Myriam Bédard

Time of Last Finish: 11:24 hrs

Deviating from mark
course - DSQ

Youth Men - 10 km Sprint

Rank	Bib	Name	Team	Shooting			Final Time	Behind	%	Pts	Notes
				P	S	T					
1	29	LUMBY, Logan	FN 	1	1	2	32:04.3	0.0	101.6%	60	
2	40	CONNELLY, Zachary	CN 	0	2	2	32:37.0	+32.7	99.9%	54	
3	34	LOVSTROM, Reid	BATC 	1	2	3	33:04.9	+1:00.6	98.5%	48	
4	24	HAMEL, Frédéric	FQB 	0	0	0	33:44.7	+1:40.4	96.6%	43	
5	30	SMITH, Lucas	WNDC 	1	2	3	34:10.8	+2:06.5	95.3%	40	
6	35	GAUTHIER, Simon	FN 	1	5	6	35:11.4	+3:07.1	92.6%	38	
7	38	MILLS, Joseph	FN 	0	2	2	35:14.1	+3:09.8	92.5%	36	
8	43	DRAPER, Jake	CBR 	0	1	1	35:29.5	+3:25.2	91.8%	34	
9	21	HOLDER, Oliver	FQB 	1	2	3	35:33.5	+3:29.2	91.7%	32	
10	36	KELLY, Kieran	CBR 	2	1	3	35:49.7	+3:45.4	91%	31	
11	42	BERG, Finn	CBR 	1	2	3	36:12.4	+4:08.1	90%	30	
12	27	MARTEL, Troy	HSBB 	2	3	5	36:39.8	+4:35.5	88.9%	29	
13	37	PAZDAN, Christian	CBR 	3	1	4	37:02.2	+4:57.9	88%	28	
14	25	DEMERS, Zachary	FQB 	0	2	2	37:14.0	+5:09.7	87.5%	27	
15	20	WIGGER, Cédric	ES 	1	1	2	37:55.1	+5:50.8	85.9%	26	
16	41	DOWN, Brett	SK 	5	2	7	38:11.7	+6:07.4	85.3%	25	
17	31	LOHNES, Braden	HT 	0	0	0	38:14.0	+6:09.7	85.2%	24	
18	32	PARSONS, Samuel	NLB 	1	2	3	43:55.3	+11:51.0	74.2%	23	
19	26	BIERI, Jakob	CN 	0	0	0	45:03.0	+12:58.7	72.3%	22	
20	23	VIKERI, Mathew	LSB 	3	0	3	45:55.1	+13:50.8	71%	21	
21	28	BUELOW, CJ	HSBB 	5	3	8	48:39.0	+16:34.7	67%	20	Penalties: 0:02:00 5.5a – penalty loop not done – 2 min



www.fqb.ca





Summary of Final Results

Noram Cup # 4 / Quebec Cup Apogee # 1

5 January 2019

Centre Biathlon Myriam Bédard

Time of Last Finish: 11:24 hrs

22	33	HANN, Lucas	NLB	4 4 8	1:07:22.0	+35:17.7	48.4%	19	
DNS	39	VARIEUR, Zachary	HT						
DSQ	22	PLETZ, Logan	SK	2 0 2	31:06.8		104.7%		Penalties: 5.6h - Deviating from mark course - DSQ

Masters Women 35 - 6 km Sprint

Rank	Bib	Name	Team	Shooting			Final Time	Behind	%	Pts	Notes
				P	S	T					
1	44	LEVESQUE, Annik	NLB	4	2	6	31:33.4	0.0	105.1%	60	
2	46	FERA, Kim	CN	1	1	2	33:52.0	+2:18.6	97.9%	54	
3	47	LE GUELLEC, Lise	PS	0	1	1	34:03.5	+2:30.1	97.4%	48	
4	45	LAPIERRE, Lina	CN	2	4	6	41:48.3	+10:14.9	79.3%	43	

Masters Men 35 - 6 km Sprint

Rank	Bib	Name	Team	Shooting			Final Time	Behind	%	Pts	Notes
				P	S	T					
1	50	RACETTE, Mathieu	CN	0	2	2	28:40.2	0.0	101.1%	60	
2	52	THOMAS, Scott	EABC	1	4	5	28:54.8	+14.6	100.3%	54	
3	51	MCAVOY, James	CN	1	1	2	29:24.2	+44.0	98.6%	48	
4	49	ROUSSEAU, Denis	PS	1	3	4	32:48.2	+4:08.0	88.4%	43	
5	48	DOOLEY, Brian	EABC	1	2	3	35:20.9	+6:40.7	82%	40	

Jr Women - 7.5 km Sprint

Rank	Bib	Name	Team	Shooting			Final Time	Behind	%	Pts	Notes
				P	S	T					
1	55	SEPANDJ, Darya	BATC	1	1	2	27:41.5	0.0	100.8%	60	
2	61	BLACK, Larissa	WNDC	0	1	1	27:52.9	+11.4	100.1%	54	
3	59	PEKOS, Zoe	WNDC	2	2	4	28:09.8	+28.3	99.1%	48	
4	57	SELLERS, Anna	BATC	1	1	2	28:42.9	+1:01.4	97.2%	43	
5	54	BURKE, Calista	CBR	1	3	4	30:59.7	+3:18.2	90.1%	40	

www.fqb.ca





Summary of Final Results

Noram Cup # 4 / Quebec Cup Apogee # 1

5 January 2019

Centre Biathlon Myriam Bédard Time of Last Finish: 11:24 hrs

6	62	TURNER, Mackenzie	RMR		0 2 2	33:24.0	+5:42.5	83.6%	38
7	60	ÉMOND, Adrianna	FQB		1 2 3	34:22.1	+6:40.6	81.2%	36
8	58	TILLEY, Tatiana	RMR		1 1 2	34:23.7	+6:42.2	81.2%	34
9	56	CAMPBELL, Callie	PEI		3 3 6	36:51.6	+9:10.1	75.7%	32
10	53	ZEMBER, Katie	PEI		2 5 7	49:23.1	+21:41.6	56.5%	31

Youth Women - 7.5 km Sprint

Rank	Bib	Name	Team	Shooting			Final Time	Behind	%	Pts	Notes
				P	S	I					
1	78	PARADIS, Pascale	FN		3	0	3	27:03.4	0.0	101.1%	60
2	73	SHERRINGTON, Jenna	FN		2	1	3	27:27.5	+24.1	99.6%	54
3	80	ROUSSEAU, Shilo	WNDC		1	0	1	27:31.7	+28.3	99.3%	48
4	72	COYNE, Karly	Can No		2	3	5	29:52.2	+2:48.8	91.6%	43
5	79	VARIEUR, Natasia	WNDC		0	2	2	30:08.1	+3:04.7	90.8%	40
6	75	WALCH, Naomi	FN		1	2	3	30:59.7	+3:56.3	88.2%	38
7	70	ARIANO, Danica	SLNC		2	1	3	31:11.6	+4:08.2	87.7%	36 Adjustments: 81 secs target malfunction
8	66	NGUYEN-CAO, Claire	FN		1	3	4	31:28.2	+4:24.8	86.9%	34
9	64	HOILETT, Claire	Can No		2	1	3	31:51.8	+4:48.4	85.8%	32
10	65	KLOTZ, Annika	FN		1	3	4	31:59.2	+4:55.8	85.5%	31
11	68	GRANDBOIS, Pauline	FQB		3	1	4	32:08.2	+5:04.8	85.1%	30 Adjustments: 76 secs range credit
12	63	VEINOTTE, Piaper	FQB		0	2	2	32:23.9	+5:20.5	84.4%	29
13	82	OSNESS, Emma	FN		0	3	3	32:57.4	+5:54.0	83%	28
14	71	SKELTON, hannah	HT		0	2	2	33:20.5	+6:17.1	82%	27
15	83	BERGSTROM, Majken	HT		0	1	1	33:47.2	+6:43.8	80.9%	26
16	69	POULIOT, Amélya	FQB		1	2	3	35:11.8	+8:08.4	77.7%	25

www.fqb.ca










Summary of Final Results

Noram Cup # 4 / Quebec Cup Apogee # 1

5 January 2019

Centre Biathlon Myriam Bédard

Time of Last Finish: 11:24 hrs

17	74	MORCET, Anne	ES 	1 0 1	36:02.2	+8:58.8	75.9%	24
18	67	HARVEY, Genevieve	ES 	2 4 6	36:55.2	+9:51.8	74.1%	23
19	77	LOHNES, Abby	HT 	3 2 5	39:57.9	+12:54.5	68.4%	22
20	81	THISTLE, Katie	NLB 	2 3 5	41:24.1	+14:20.7	66.1%	21
21	76	ST. CROIX, Claire	NLB 	4 1 5	41:43.4	+14:40.0	65.5%	20

www.fqb.ca

